



**Micro Commercial Components**™  
 Micro Commercial Components  
 20736 Marilla Street Chatsworth  
 CA 91311  
 Phone: (818) 701-4933  
 Fax: (818) 701-4939

**BAS70T  
 BAS70-04T  
 BAS70-05T  
 BAS70-06T**

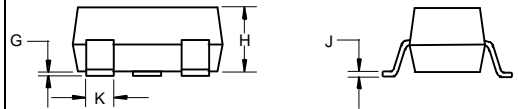
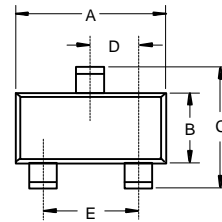
## Features

- Ultra-Small Surface Mount Package
- Low turn on Voltage
- Fast Switching
- PN Junction Guard Ring for Transient and ESD Protection
- Case Material: Molded Plastic. UL Flammability Classification Rating 94V-0 and MSL Rating 1

**150mWatt, 70Volt  
 Schottky Barrier Diode**

MCC Part Number	Device Marking	Type	Pin Configuration
BAS70T	7C	Single	Figure 1
BAS70-04T	7D	Dual	Figure 2
BAS70-05T	7E	Dual	Figure 3
BAS70-06T	7F	Dual	Figure 4

**SOT-523**



## Maximum Ratings

DC Blocking Voltage	$V_R$	70V
Forward Continuous Current	$I_F$	70mA
Non-Repetitive Peak Forward Current $t < 1s$	$I_{FSM}$	100mA
Total Power Dissipation @ $T_A = 25^\circ C$	$P_D$	150mW
Storage Temperature Range	$T_{stg}$	$-55^\circ C$ to $150^\circ C$
Junction Temperature	$T_j$	$-55^\circ C$ to $150^\circ C$

## Electrical Characteristics @ 25°C Unless Otherwise Specified

Ratings	Symbol	Max.	Notes
Forward Voltage	$V_F$	410mV 1000mV	$I_F = 1mA$ $I_F = 15mA$
Reverse Current	$I_R$	100nA	$V_R = 50V$
Reverse Breakdown Voltage	$V_{(BR)}$	>70V	$I_R = 10\mu A$
Total Capacitance	$C_T$	2pF	Measured at 1.0MHz, $V_R = 0V$
Reverse Recovery Time	$t_{rr}$	5nS	$I_F = I_R = 10mA$ ; $I_{rr} = 0.1 * I_R$ $R_L = 100 \Omega$

DIMENSIONS

DIM	INCHES		MM		NOTE
	MIN	MAX	MIN	MAX	
A	.059	.067	1.50	1.70	
B	.030	.033	0.75	0.85	
C	.057	.069	1.45	1.75	
D	.020 Nominal		0.50 Nominal		
E	.035	.043	0.90	1.10	
G	.000	.004	.000	.100	
H	.028	.031	.70	0.80	
J	.004	.008	.100	.200	
K	.010	.014	.25	.35	

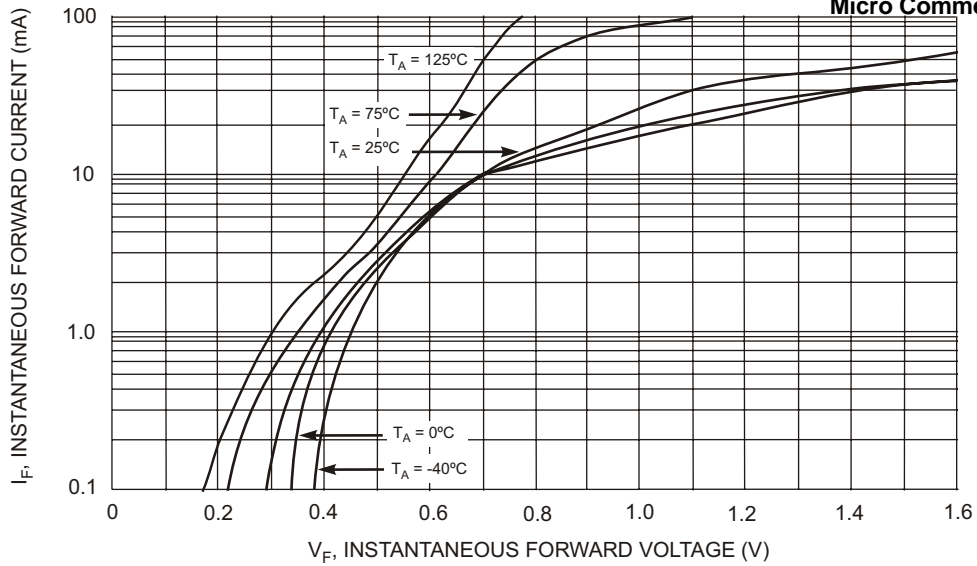


Fig. 1 Typical Forward Characteristics

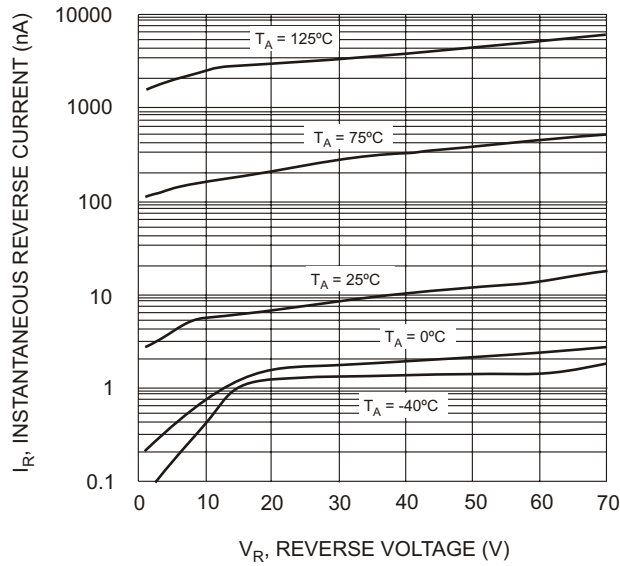


Fig. 2 Typical Reverse Characteristics

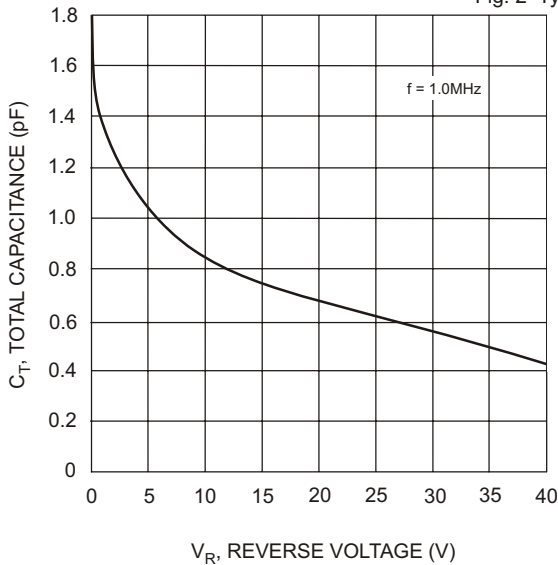


Fig. 3 Typical Capacitance

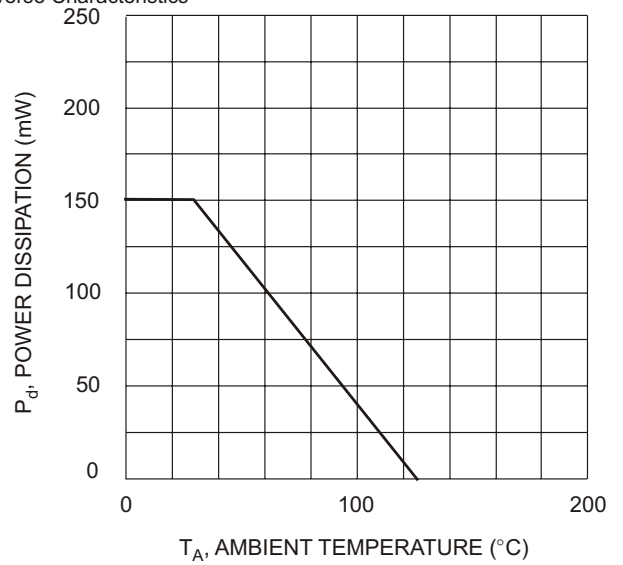


Fig. 4 Power Derating Curve, Total Package

Pin Configuration - Top View

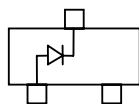


Figure 1

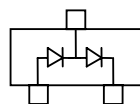


Figure 2

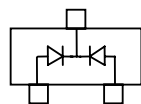


Figure 3

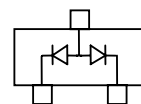


Figure 4



Micro Commercial Components

## Ordering Information

Device (Part Number)-TP	Packing Tape&Reel;3Kpcs/Reel
----------------------------	---------------------------------

**\*\*\*IMPORTANT NOTICE\*\*\***

*Micro Commercial Components Corp.* reserves the right to make changes without further notice to any product herein to make corrections, modifications, enhancements, improvements, or other changes. *Micro Commercial Components Corp.* does not assume any liability arising out of the application or use of any product described herein; neither does it convey any license under its patent rights, nor the rights of others. The user of products in such applications shall assume all risks of such use and will agree to hold *Micro Commercial Components Corp.* and all the companies whose products are represented on our website, harmless against all damages.

**\*\*\*APPLICATIONS DISCLAIMER\*\*\***

Products offer by *Micro Commercial Components Corp.* are not intended for use in Medical, Aerospace or Military Applications.